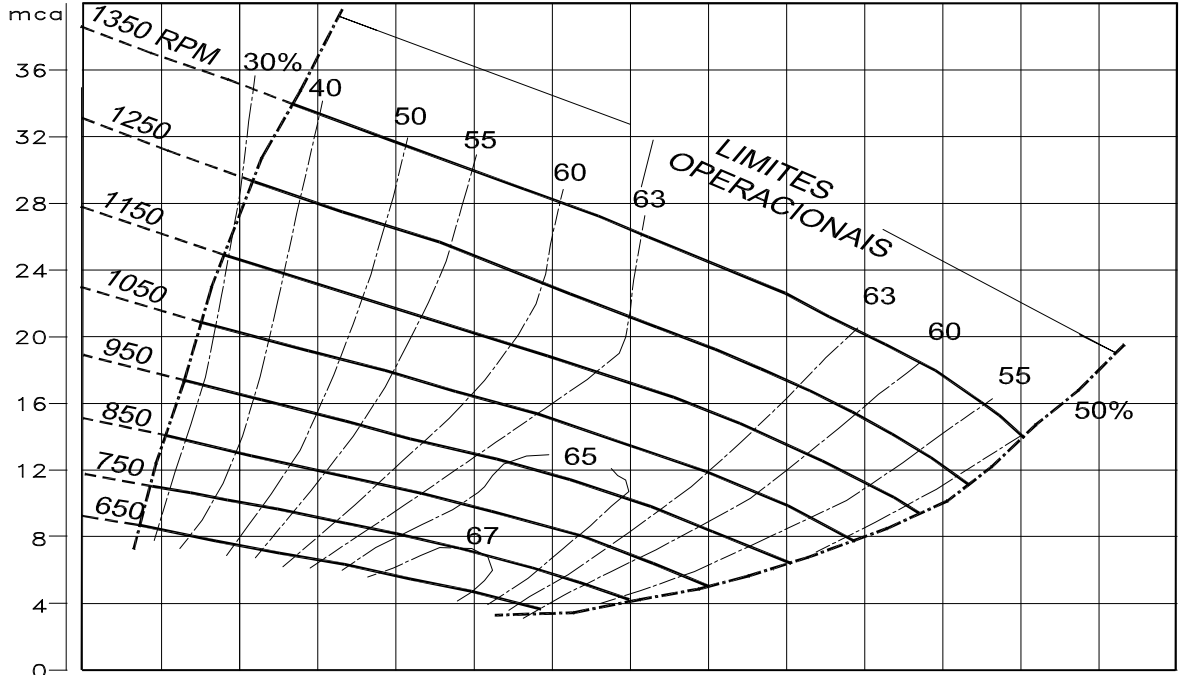
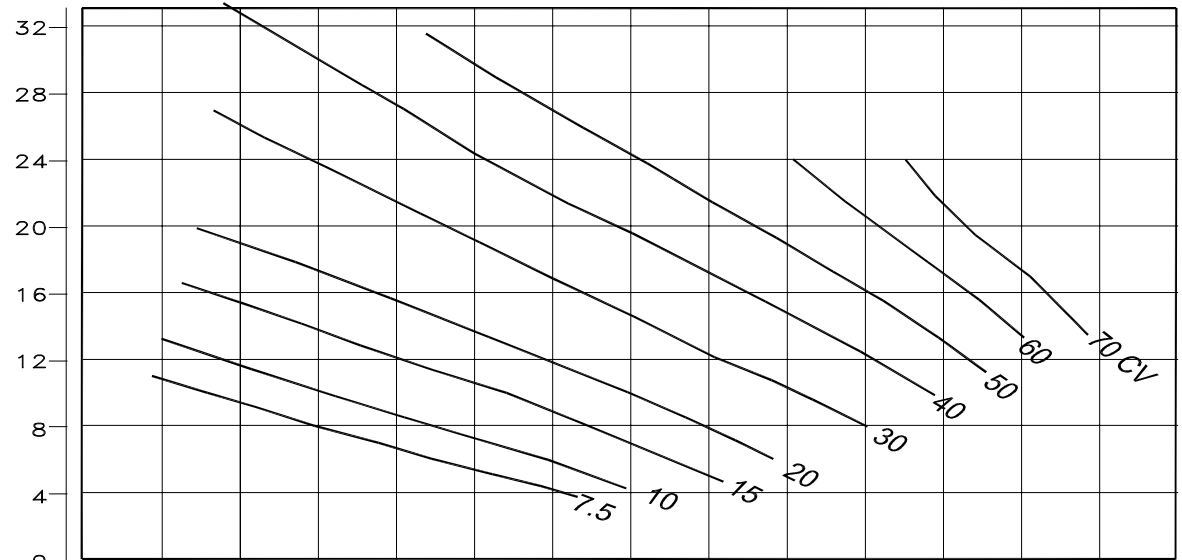


# CURVA DE PERFORMANCE LP-8

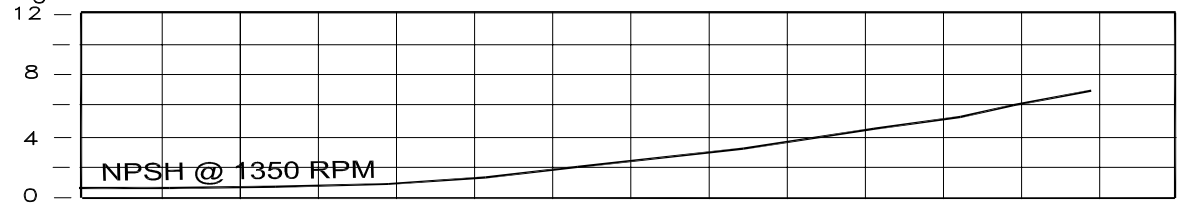
ALTURA MANOMÉTRICA TOTAL



ALTURA MANOMÉTRICA / RENDIMENTOS



POTÊNCIA NO EIXO DA BOMBA



NPSH Requerido

VAZÃO: m<sup>3</sup>/h



## RE-AUTO ESCORVA

650 rpm 2.7m	-750 rpm 3.7m
850 rpm 4.6m	-950 rpm 5.2m
1050 rpm 6.1m	-1150 rpm 6.4m
1250 rpm 6.7m	-1350 rpm 7.0m

Antes de usar esta tabela, verifique o NPSH da aplicação

## DADOS

Dia. Rotor 375mm (14.3/4")

R.P.M. Conf. Indicado

∅Max.Sólidos 76mm (3")

N.º

9900200013 I

Rev.